

I. GENERAL CHARACTERISTICS

a. Application

PolTherma TS PIR is a wall sandwich panel with a core made of rigid polyisocyanurate foam PIR and it is installed onto the support construction with the use of self-drilling screws (so called visible fastening). It is allowed to install the panels onto the steel, reinforced concrete and wooden constructions in both horizontal and vertical layout. PolTherma TS PIR panel is dedicated as a wall material in various buildings ranging from agricultural, through warehouses to industrial buildings as well as partition walls and suspended ceilings where greater fire resistance is required.

PolTherma TS PIR panels should be used in accordance to a technical design prepared for a particular building, taking into consideration technical parameters of the panels declared by the producer. Application of PolTherma TS PIR must be in compliance with building regulations and norms, including the guidelines from the Infrastructure Ministry Directive from 12 April 2002 concerning the location and the technical conditions that a building should fulfill. (Dz. U. nr 75/2002, position. 690 with the later changes).

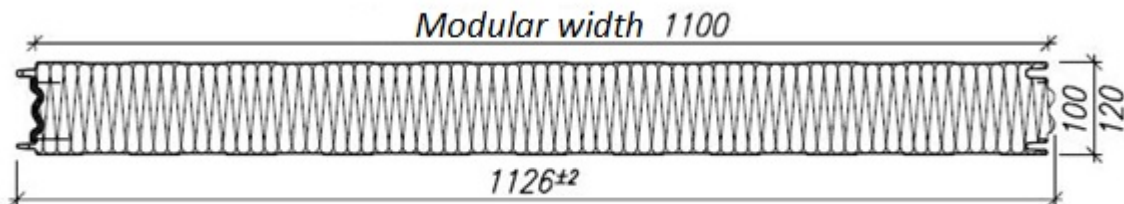
b. Characteristics

Walls made of PolTherma TS PIR panels are characterized by EI 30 fire resistance, very advantageous durability and acoustic parameters, very good thermo insulation and air and water tightness, and easiness in installation in both vertical and horizontal layout.

I. PHYSICAL PROPERTIES, TECHNICAL DATA

a. Dimensions

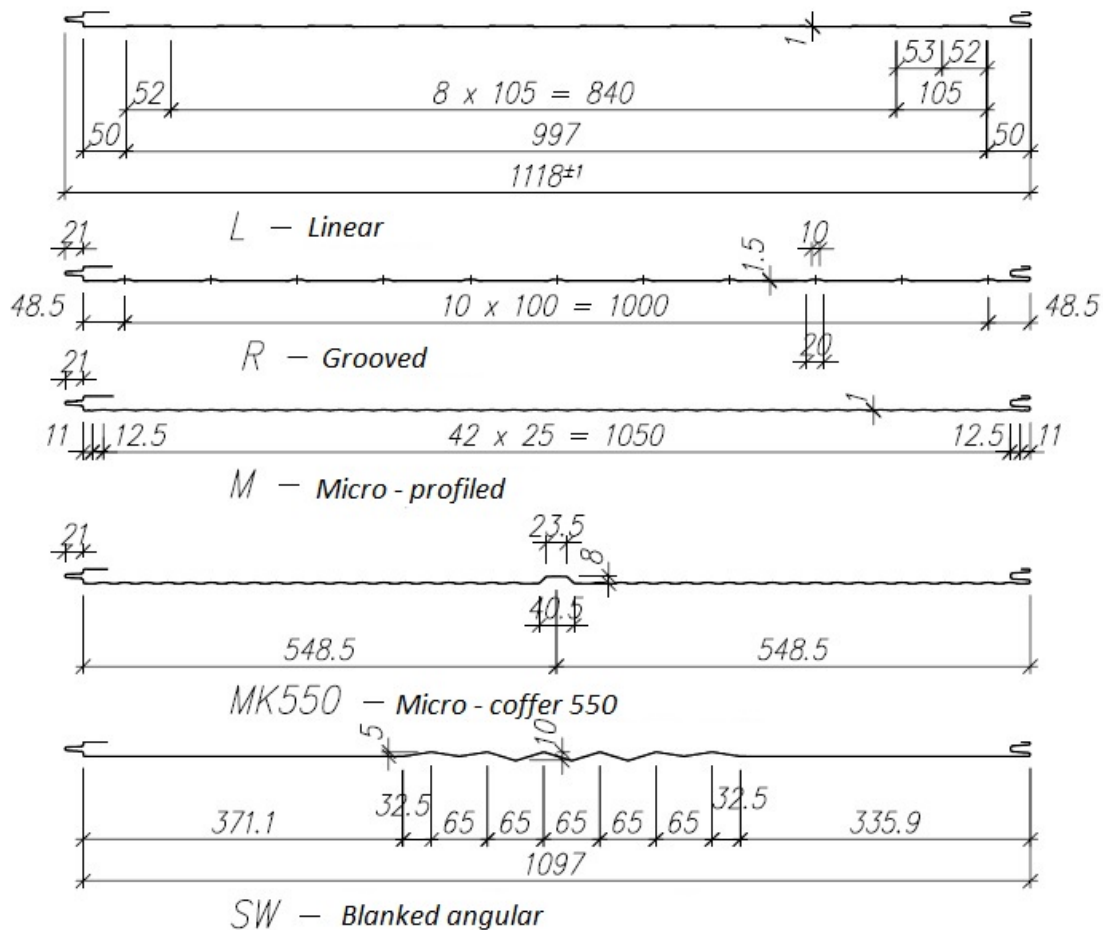
MODULAR WIDTH (COVERING AREA) [mm]:	1100
TOTAL WIDTH [mm]:	1126
AVAILABLE LENGTHS [mm]:	Minimum: standard 2800, shorter sections may be cut for an extra fee maximum 18000
AVAILABLE THICKNESSES (CORE) [mm]:	100; 120



b. Outer facing profiling

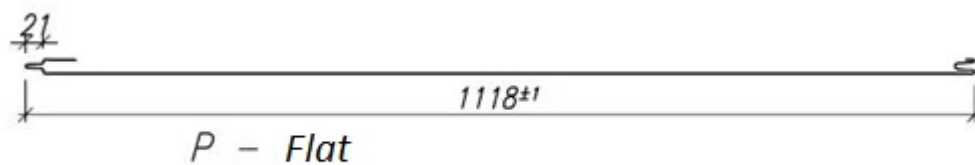
Standard:

- Micro-profiled (M), Linear (L), Grooved (R), Blanked angular (SW), Micro-Coffer 500 (MK550)



Option:


- Flat (P)



c. Inner facing profiling


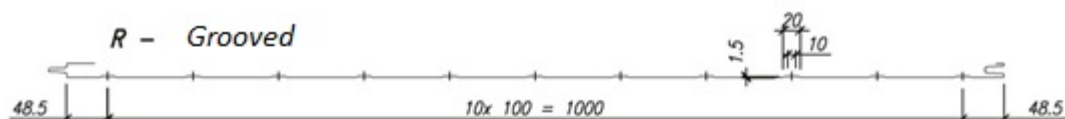
Standard:

- Linear (L)



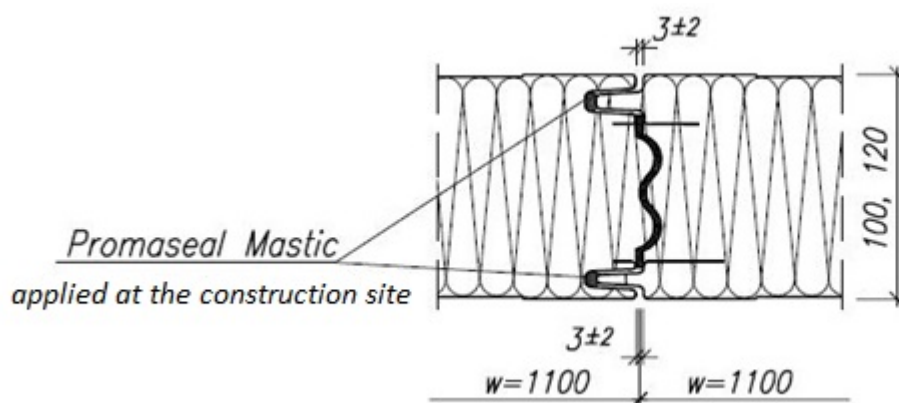
Option:

- Grooved (R), Micro-profiled (M), Flat (P)



d. The panel joint

An aluminum film is applied along one edge of the panel, along the second edge of the panel a polyurethane seal reinforced with an aluminum film is applied.



e. Mass

PANEL THICKNESS [mm]	MASS 1 m ² [kg]
100	12,7
120	13,4

f. Facings

Steel sheet 0,5 mm thick (inner and outer facing)

g. Core

Rigid polyisocyanurate foam type PIR with density $39^{\pm 2}$ kg/m³, thermal conductivity coefficient at +10°C temperature (declared value) $\lambda_{d+10^{\circ}\text{C}} = 0,021$ W/(m*K)

h. Thermo insulation

PANEL THICKNESS [mm]	U (W/m ² *K) for walls
100	0,21
120	0,17

i. Acoustic parameters

REAL ACOUSTIC INSULATION	$R_w(C; C_{tr})$ 26 (-3; -4) dB
SOUND ABSORPTION:	$\alpha_w = 0,15$

j. Tightness

AIR TRANSMITTANCE:	$\leq 0,10$ m ³ /m ² /h
WATERPROOFNESS:	Class A
VAPOR TRANSMITTANCE:	Not transmitted

k. Fire resistance

PoItherma TS PIR panels (for thicknesses 100 and 120 mm) received the following classification regarding the fire resistance for external walls:

- EI 30 (fire from outside, vertical and horizontal layout, spacing up to 4m)
- E 30 / EI 30 / EW 30 (fire from inside, vertical and horizontal layout, spacing up to 4m)

l. Reaction to fire

Class B-s2, d0

m. Fire spreading rate / Fire resistance of the roof to outside fire

NRO from outside

n. Durability

Met for all color groups

o. Corrosive tests

Possible to use in environments A1, A2, A3 inside a building and C1, C2, C3 inside and outside of a building

p. Loads

Load charts have been prepared for all PolTherma TS PIR panels fastened directly onto a support construction with the use of self-drilling screws that go throughout the panel. The self-drilling screws' characteristic load capacity is 2,2 kN/pc. The charts are available on our website www.europanel.pl.

q. Dimension tolerance

THICKNESS:	± 2 mm for 100 mm thickness; $\pm 2\%$ for 120 mm thickness
FLATNESS:	L=0,6/1,0/1,5 mm for L=200/400/>700 mm
LENGTH:	L= $\pm 5/10$ mm for lengths ≤ 3000 / > 3000 mm
MODULAR WIDTH:	W3 = ± 2 mm
RECTANGULARITY:	$\leq 0,6\%$ *modular width = 6,6 mm
RECTILINEARITY:	1,0 mm/m, max 5,0 mm
LONGITUDINAL BENDS:	2,0 mm/m, max 10 mm
CROSSWISE BENDS:	8,5 mm/m

III. ADDITIONAL INFORMATION

a. Documentation and certificates

Declaration of Performance Properties CE
Hygienic Certificate

IV. TECHNICAL DRAWINGS – FLASHINGS AND RECOMMENDED SOLUTIONS

Available on our website www.europanel.pl.